

CONNECT

PLU S120



DOT-READY IMPLEMENT

PATTISON LIQUID SYSTEMS

CONNECT PLU S120

Pattison's Connect PLU S120 is a Dot-Ready high-clearance sprayer with all the high-end features you need to keep your product application running smoothly – without the expensive cab, chassis, and tires. A 1600 US gallon stainless steel tank and 120-foot aluminum booms equipped with individual nozzle control and many other state-of-the-art features make this an attractive piece of technology to add to your Dot-Ready fleet.

CPT 800



CPT 800



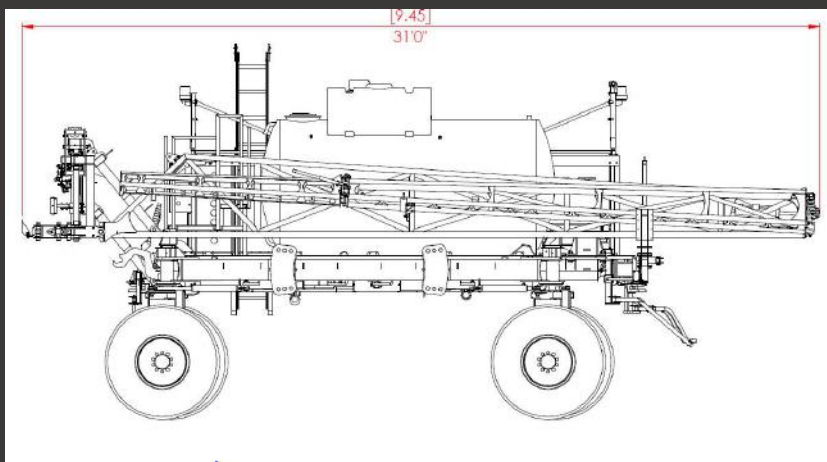
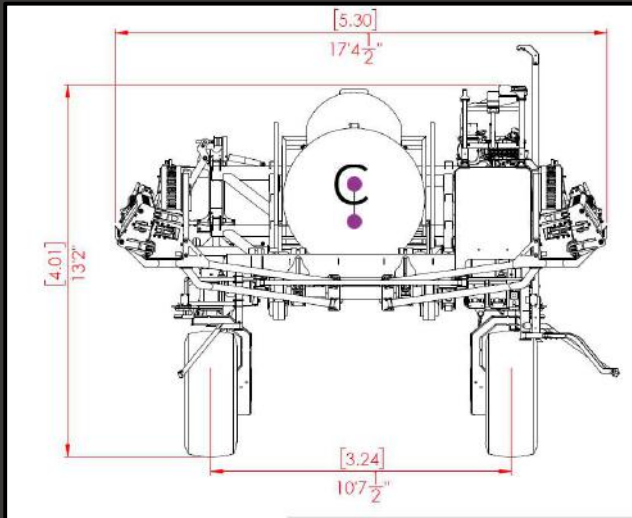
CONNECT PULL-TYPE FRAME

The Connect Pull-Type frame brings versatility to the PLU- S120 Sprayer. Users now have the option to purchase a Dot-Ready sprayer to be used on the Dot Platform or as a stand alone pull-type unit.

The Connect Pull-Type frame allows producers to purchase a state-of-the-art sprayer with the newest technology for less than other industry leaders.

*Minimum 200 tractor horsepower required.

HIGH LEVEL SPRAYER SPECS



LENGTH	31 FEET
WIDTH	17 FEET
HEIGHT	13 FEET
BOOM WIDTH	120 FEET
DRY WEIGHT 25,000 LBS	LOADED WEIGHT 39,000 LBS
PRODUCT TANK CAPACITY	1600 US GALLONS
RINSE TANK CAPACITY	100 US GALLONS
WET BOOMS- 1.25 INCH STAINLESS STEEL	
RATE CONTROLLER- RAVEN® HAWKEYE	
BOOM HEIGHT CONTROLLER- RAVEN® XRT AUTOBOOM	
NOZZLE CONTROL- INDIVIDUAL NOZZLE CONTROL	
PRODUCT PUMP- HYPRO 9303S SERIES CENTRIFUGAL PUMP (147 gmp)	
RECIRCULATING WET BOOMS- FOR EFFICIENT CLEAN OUT	
NOZZLE BODIES- WILGER COMBO-RATE® 5 TURRET	
FILL PORT- 3 INCH PRODUCT FILL, 2 INCH RINSE FILL	

CONNECT

PLU S120



RECIRCULATING WETBOOMS

- **No dead zones**
 - No settling of the product
- **Zero waste wet boom priming**
- **Improved clean out efficiencies**
 - Reduction in time required
 - Eliminates operator exposure
 - Dilutes residue to less than <2%
- **Constant flow and pressure**
 - No misses entering an AB line
 - Multiple product filtering
- **Consistent boom pressure**
 - Within 1 PSI over 120' for even applications

RECIRCULATING WETBOOMS



STAINLESS STEEL BOOM PIPES

- WEIGHT REDUCTION - WEIGHS 23% OF SCH 40 PIPE
- REDUCED RESIDUAL CHEMICAL BUILD UP COMPARED TO HOSE PLUMED BOOM
- LESS PRESSURE DROP WITH INSIDE DIAMETER >1.25"

NOZZLE-BODY TURRET

- 5 POSITIONS FOR QUICK NOZZLE SWAPS
- EASY MAINTENCE WITH PINNED NOZZLE BODY CONNECTIONS

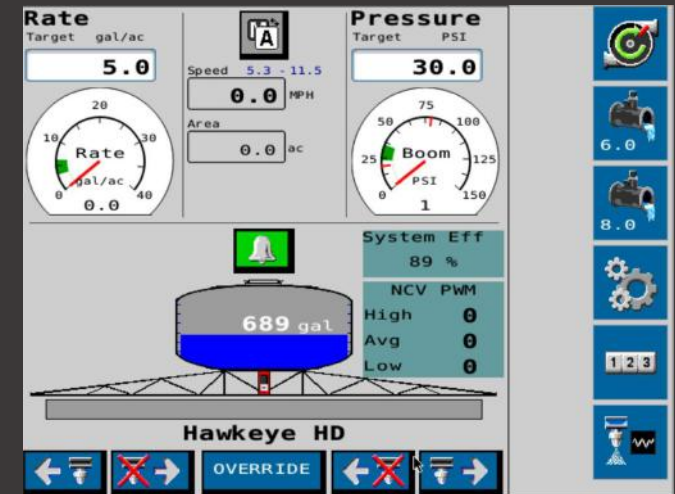


SWEEP FITTINGS

- REDUCE TURBULENCE & INCREASE FLOW CAPACITY
- NO WRENCHES OR TOOLS REQUIRED FOR MAINTENACE OR INSTALLATION.
- BOOM END FLUSH VALVES FOR FAST CLEAN OUT TIMES

HAWKEYE® NOZZLE CONTROL

- The Hawkeye Nozzle Control System is ultra-precise. This pressure-based product control system allows for precise sprayer application in a variety of conditions, reducing spray drift and getting the most out of every nozzle.
- Each nozzle is controlled by its own individual pulsing valve giving a consistent spray pattern as speed and conditions change.
- Connect sprayers are equipped with individual nozzle control, turn compensation and on-the-go rate change capability. The unbeatable Hawkeye® features make the most out of your sprayer applications and save you money.



AUTOBOOM® XRT

- Raven's latest advancement in boom control is AutoBoom XRT. Industry-leading radar sensor technology uses simultaneous ground and canopy detection to maintain optimal spray height for maximum product efficacy.
- Pressure-based control allows for smooth movement and quicker reaction times, increasing control and maximizing boom life.

